




4th Quarter Statistical

April 1, 2019 to March 31, 2020

Ministry of Health Funded Programs

RENFREW & AREA SENIORS HOME SUPPORT INC.

	2019 - 2020		ACTUAL	2019 - 2020		ACTUAL	100%	100%
	Budgeted Individuals	Individuals	Individuals	Budgeted Units	Units	Units	CLIENTS	
Meals Delivery	45		83	2,100	2,337	111%	184%	
Client Intervention & Support	25		2	40	3	8%	8%	
Transportation	275		254	3,500	2,607	74%	92%	
Service Arrangement / Coordination	75		70	100	83	83%	93%	
Visiting - Social and Safety	36		31	1,500	1,204	80%	86%	

-  Actuals do not or did not meet C-LHIN commitment and will not recover within fiscal year without intervention.
-  Actuals are struggling to meet or did not meet C-LHIN commitment but next quarter forecasting/action underway will resolve deficiency.
-  Meeting or Exceeding C-LHIN Commitment, No Further Discussion is required

Meals Delivery = Frozen Meals (Apetito & Griffith Farm & Market)

Client Intervention & Support = Support in Critical Situations or Crisis'

Transportation = Volunteer Drivers

Service Arrangement / Coordination = Home Help (within the home) Home Maintenance (outside the home)

Visiting - Social and Safety = Friendly Visiting / Telephone Security